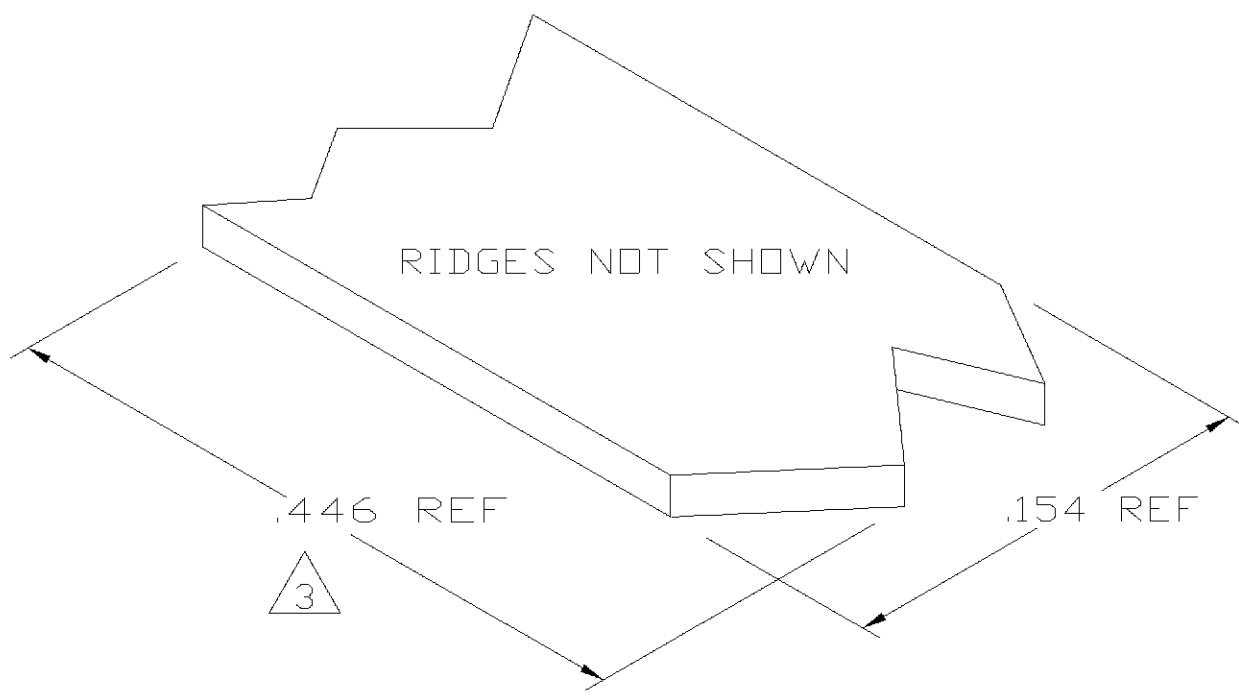
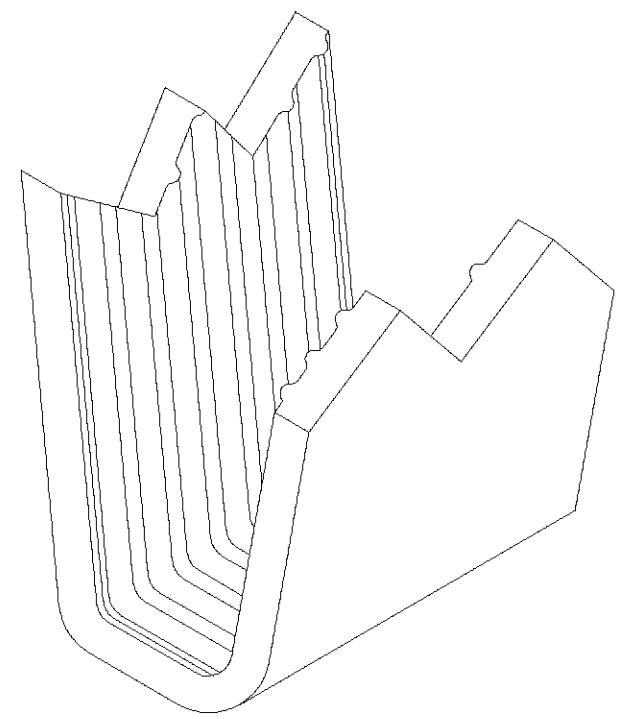
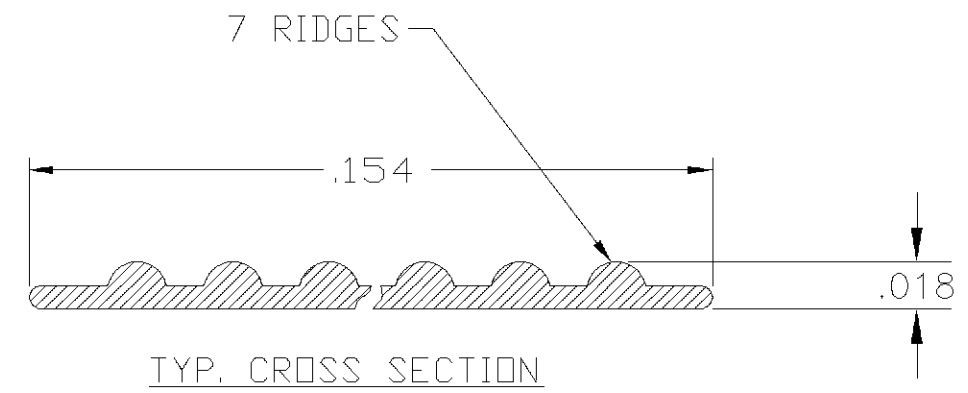


THIS DRAWING IS UNPUBLISHED. RELEASED FOR PUBLICATION  
 © COPYRIGHT BY TYCO ELECTRONICS CORPORATION. ALL RIGHTS RESERVED.

LOC	DIST	REVISIONS			
P	LTR	DESCRIPTION	DATE	DWN	APVD
AF	50	0	TRANSFERED TO TYCO FORMAT	07MAY02	MF EH



- 1 CRIMPBAND MATERIAL PROVIDED IN CONTINUOUS STRIP.
- 2 REFERENCE DESCRIPTIVE PART NUMBER G125D18A.
- 3 BLANK LENGTH DETERMINED BY 125 TOOLSET.



PARTIAL FORMED VIEW (REF)  
FORMED BY APPLICATION TOOLING

1601531-1  
PART NUMBER

THIS DRAWING IS A CONTROLLED DOCUMENT.		DWN MICHAEL S. FEHER 07MAY2002	Tyco Electronics Corporation Harrisburg, PA 17105-3608	
DIMENSIONS: INCHES	TOLERANCES UNLESS OTHERWISE SPECIFIED:	CHK EDWARD HOWARD 07MAY2002	NAME -	
	0 PLC ± -	APVD EDWARD HOWARD 07MAY2002	PRODUCT SPEC -	
	1 PLC ± -		APPLICATION SPEC -	
	2 PLC ± -		SIZE	CAGE CODE
	3 PLC ± .005		A3	00779
	4 PLC ± -		DRAWING NO	RESTRICTED TO
	ANGLES ± -		C-1601531	-
MATERIAL UNS C72500 CU-NI ALLOY	FINISH NONE	WEIGHT -	SCALE 1:1	SHEET 1 OF 1
CUSTOMER DRAWING			REV 0	