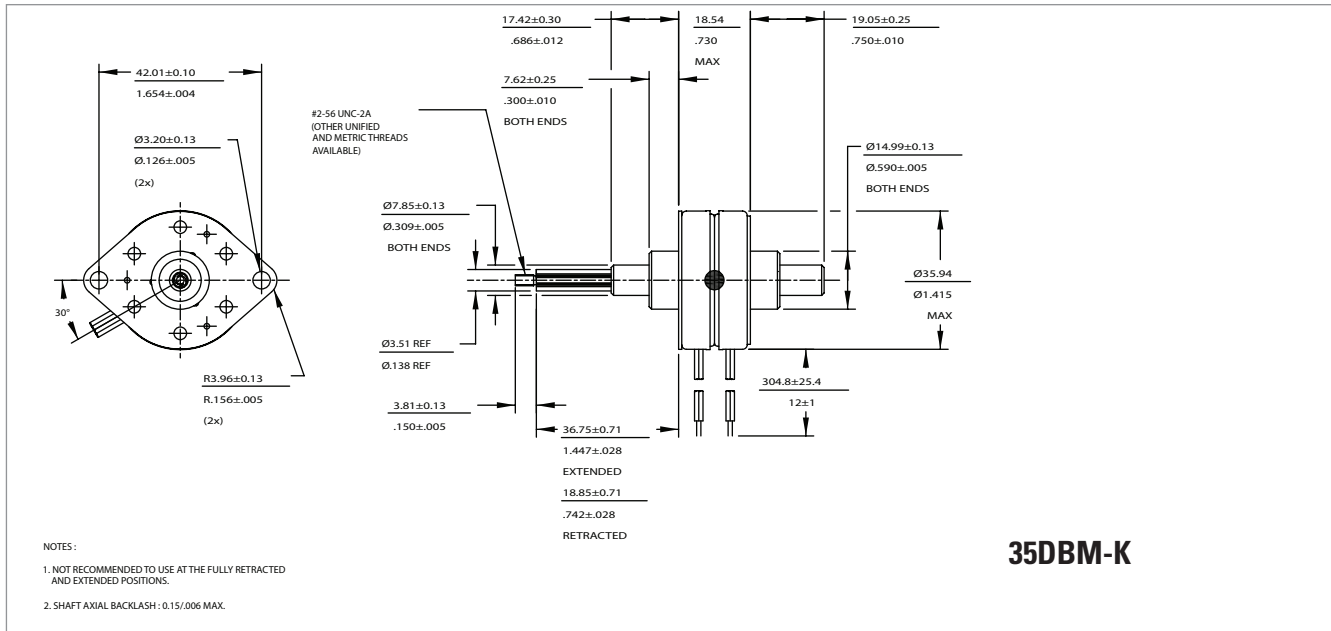


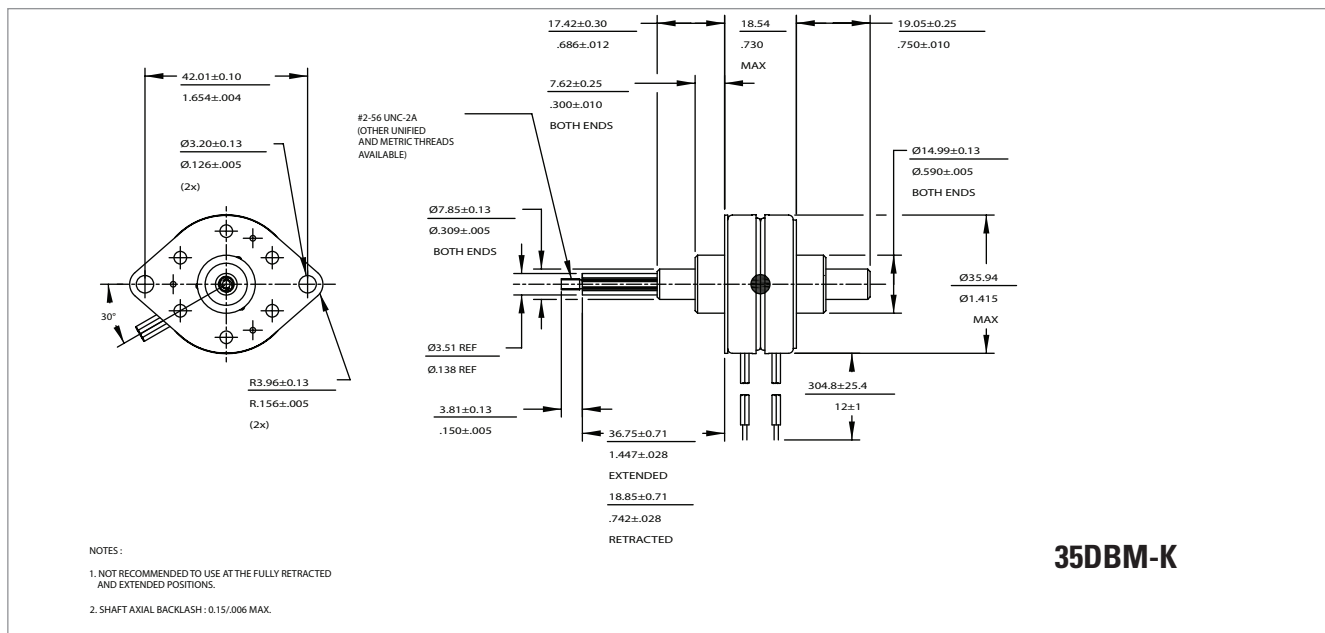
35DBM-K



Motor Part Number		35DBMXXB1B-K	35DBMXXB2B-K
Rated voltage	vdc	5.00	12.00
Resistance per phase, ± 10%	ohms	10.00	58.00
Inductance per phase, typ	mH	11.20	60.00
Rated current per phase *	amps	0.50	0.21
Maximum force	.001" (0.0254mm) .002" (0.0508mm) .003" (0.0762mm)	oz / N	103.9 / 28.9 84.9 / 23.6 47.8 / 13.3
Minimum holding force (unenergized)	.001" (0.0254mm) .002" (0.0508mm) .003" (0.0762mm)	oz / N	40 / 11.1 10 / 2.8 5 / 1.4
Maximum travel	.001" (0.0254mm) .002" (0.0508mm) .003" (0.0762mm)	in / mm	0.705 / 17.9 0.705 / 17.9 0.705 / 17.9
Step angle, ± 0.5° *		degrees	7.5
Steps per revolution *			48
Thermal resistance		°C/watt	N.A.
Ambient temperature range			
Operating		°C	-20 ~ +70
Storage		°C	-40 ~ +85
Bearing type			Ball bearing
Insulation resistance at 500vdc		Mohms	20 megohms
Dielectric withstanding voltage		vac	650 for 2 seconds
Weight		lbs / g	0.1875 / 85.2
Leadwires			AWG 26, UL 1429
Temperature class, max			B (130°C)
RoHS			COMPLIANT

ALL MOTOR DATA VALUES AT 20°C UNLESS OTHERWISE SPECIFIED
 * ENERGISE AT RATED CURRENT, 2 PHASE ON, L/R Drive

35DBM-K

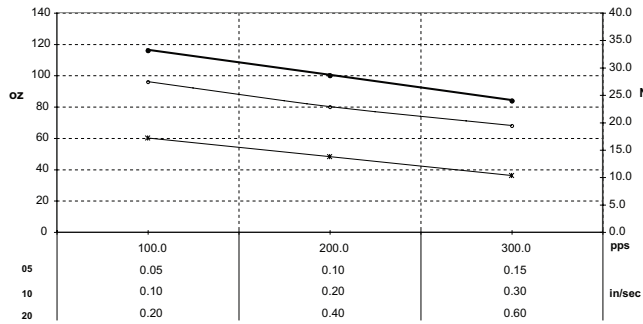


35DBM-K

Motor Part Number		35DBMXXB1U-K	35DBMXXB2U-K
Rated voltage	vdc	5.00	12.00
Resistance per phase, ± 10%	ohms	10.00	58.00
Inductance per phase, typ	mH	5.20	30.00
Rated current per phase *	amps	0.50	0.21
Maximum force	.001" (0.0254mm) .002" (0.0508mm) .003" (0.0762mm)	oz / N	75 / 20.9 55 / 15.3 30 / 8.3
Minimum holding force (unenergized)	.001" (0.0254mm) .002" (0.0508mm) .003" (0.0762mm)	oz / N	40 / 11.1 10 / 2.8 5 / 1.4
Maximum travel	.001" (0.0254mm) .002" (0.0508mm) .003" (0.0762mm)	in / mm	0.705 / 17.9 0.705 / 17.9 0.705 / 17.9
Step angle, ± 0.5° *		degrees	7.5
Steps per revolution *			48
Thermal resistance		°C/watt	N.A.
Ambient temperature range			
Operating		°C	-20 ~ +70
Storage		°C	-40 ~ +85
Bearing type			Ball bearing
Insulation resistance at 500vdc		Mohms	20 megohms
Dielectric withstanding voltage		vac	650 for 2 seconds
Weight		lbs / g	0.1875 / 85.2
Leadwires			AWG 26, UL 1429
Temperature class, max			B (130°C)
RoHS			COMPLIANT

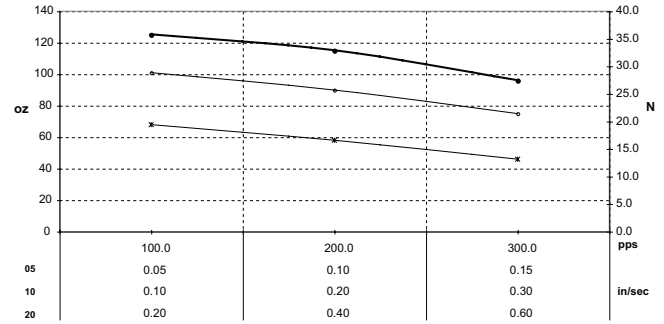
ALL MOTOR DATA VALUES AT 20°C UNLESS OTHERWISE SPECIFIED
* ENERGISE AT RATED CURRENT, 2 PHASE ON, L/R Drive

26DBMXXDXU-K/L
 Typical pull-in linear force vs linear rate at 20°C
 Full step, Unipolar, L/R drive



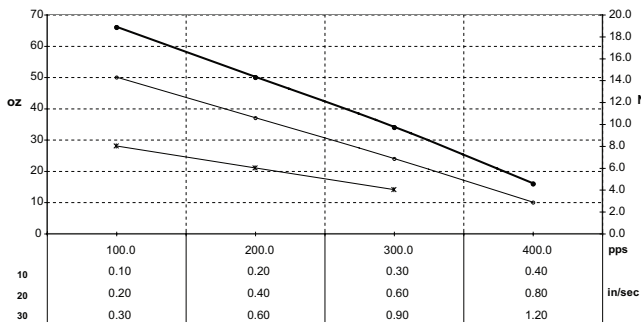
● 26DBM05DXU-K/L Pull-In Force
 ○ 26DBM10DXU-K/L Pull-In Force
 * 26DBM20DXU-K/L Pull-In Force

26DBMXXDXB-K/L
 Typical pull-in linear force vs linear rate at 20°C
 Full step, Bipolar, L/R drive



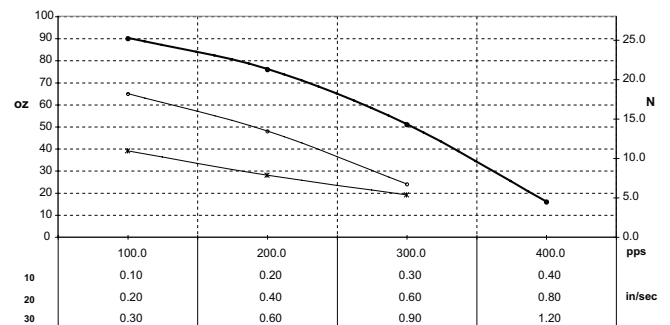
● 26DBM05DXB-K/L Pull-In Force
 ○ 26DBM10DXB-K/L Pull-In Force
 * 26DBM20DXB-K/L Pull-In Force

35DBMXXBXU-K/L
 Typical pull-in linear force vs linear rate at 20°C
 Full step, Unipolar, L/R drive



● 35DBM10BXU-K/L Pull-In Force
 ○ 35DBM20BXU-K/L Pull-In Force
 * 35DBM30BXU-K/L Pull-In Force

35DBMXXBxB-K/L
 Typical pull-in linear force vs linear rate at 20°C
 Full step, Bipolar, L/R drive



● 35DBM10BxB-K/L Pull-In Force
 ○ 35DBM20BxB-K/L Pull-In Force
 * 35DBM30BxB-K/L Pull-In Force